

Advanced DAC test system M30/M60

Professional testing and diagnosis for medium voltage cable

DAC voltage test and diagnostic measurements (PD and $\tan-\delta$) provide a reliable detection of

- Poor installation
- Failures due to inappropriate laying
- Weak spots in cable accessories or
- Deterioration of cable insulation due to aging

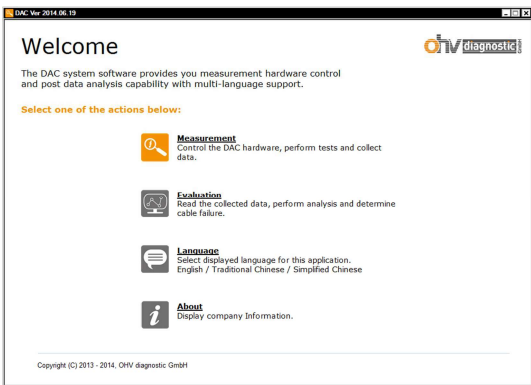
It allows much more than a simple go or no-go decision. DAC testing is an advanced maintenance tool which supports asset management and grid operation as well.

- Sound withstand test method with test voltages representing operational stresses
- Sensitive PD measurement and location in complete cable systems (insulation and accessories)
- Assessment of cable aging status in comparison with other cables based on dissipation factor estimation.

On-site DAC voltage test in combination with non-destructive PD and loss factor measurements is unique and fundamental for reliable service of newly installed, repaired or service-aged cable systems.

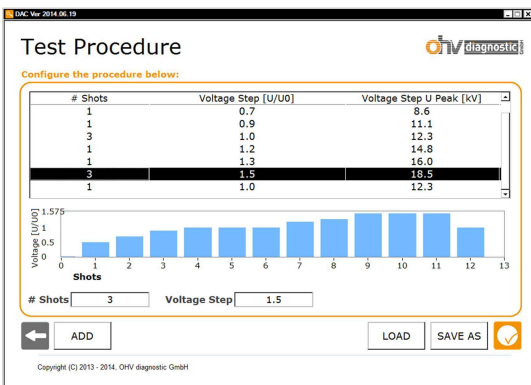


System Parameters	M30 DAC Test System	M60 DAC Test System
DAC Output Voltage	30 kV (peak) / 21,2 kV (RMS)	60 kV (peak) / 42,4 kV (RMS)
DAC Frequency Range	20 Hz – 1000 Hz (acc. IEC 60060-3)	
Test object capacitance	0,025 μ F – 5 μ F	
PD range / resolution	5 pC – 100 nC / 1 pC	
PD bandwidth	100 kHz – 500 kHz (acc. IEC 60270)	
Joint locating in calibration mode	Integrated	
PD locating	Wide-band, 100 kHz – 20 MHz Automatic adjustment	
Power Supply	1-phase, 94 V – 250 V, 48 Hz – 63 Hz, 500 VA	
Dimensions	Diameter: ca. 620 mm Height: ca. 690 mm	Diameter: ca. 620 mm Height: ca. 890 mm
Weight	Approx. 75 kg	Approx. 90 kg
Transportation	Aluminium handle bars	
Controls	Laptop via LAN	
Software	ohv diagnostic suite incl. TDR, Mapping, PRPDA Pattern recognition, Import from older formats, test report generator	



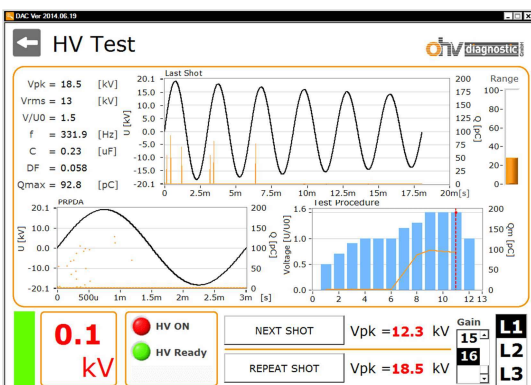
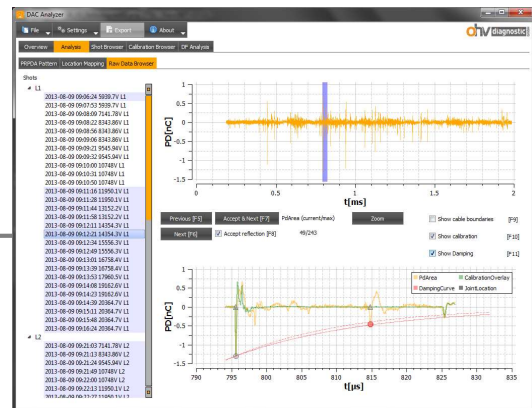
The intuitive and user friendly diagnostic suite helps to improve measurement and data handling. It combines the control of the test system with data handling and basic evaluation options.

The PD-Mapping allows you to identify spots of increased PD activity depending on test voltage.



The software has a lot of functions, for example the ability to automatize testing procedures, which help to make the test even more comfortable.

Enhanced time domain reflectometry (TDR) options, including keyboard short-cut controls to increase evaluation speed.



While performing tests, all necessary values like test voltage, PD-level, frequency, dissipation factor as well as a PD-pattern are shown in a single screen.